




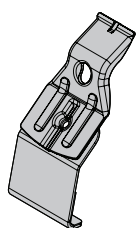
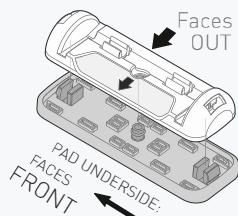
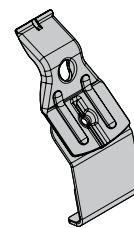
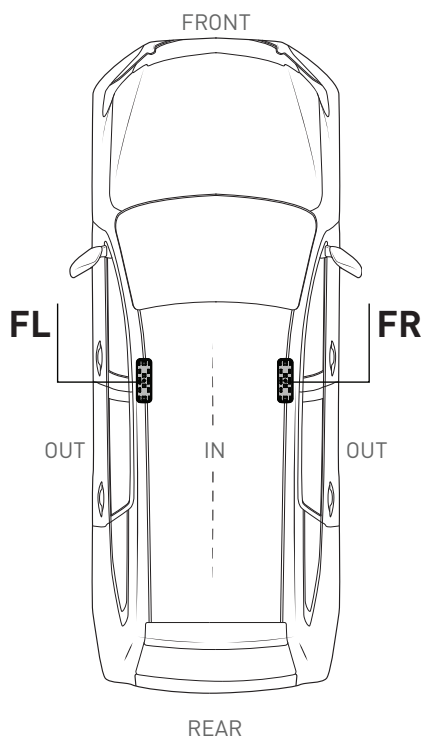
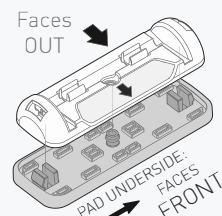


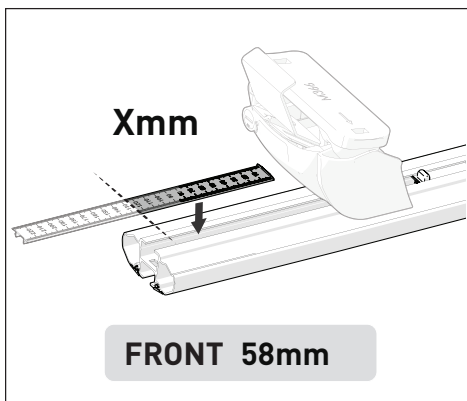
**RHINO-RACK®**2500 **SPORTZ** SUPPLEMENT SHEET

VEHICLE	KIT	CROSSBAR
Toyota Hilux Single Cab	DK077H	SZ126
RUNNING DATES	04/ 2005 on	
VEHICLE NOTES		
VISIT THE ONLINE CALCULATOR FOR CURRENT SYSTEM LOAD LIMIT DATA 	DYNAMIC ROAD LOAD LIMIT (NOTE: DIFFERENT ON AND OFF ROAD CARGO LIMIT) *USE THE VEHICLE MANUFACTURER'S MAXIMUM ROOF ALLOWANCE IF IT IS LOWER THAN THE FIGURE LISTED	
	 LOAD LIMIT UP TO 35 kg * 77 lb	 SYSTEM WEIGHT 2.5 kg 6 lb  ON ROAD CARGO LIMIT OR  OFF ROAD CARGO LIMIT (ON ROAD CARGO LIMIT / 2) UP TO 32.5 kg 72 lb UP TO 16 kg 36 lb

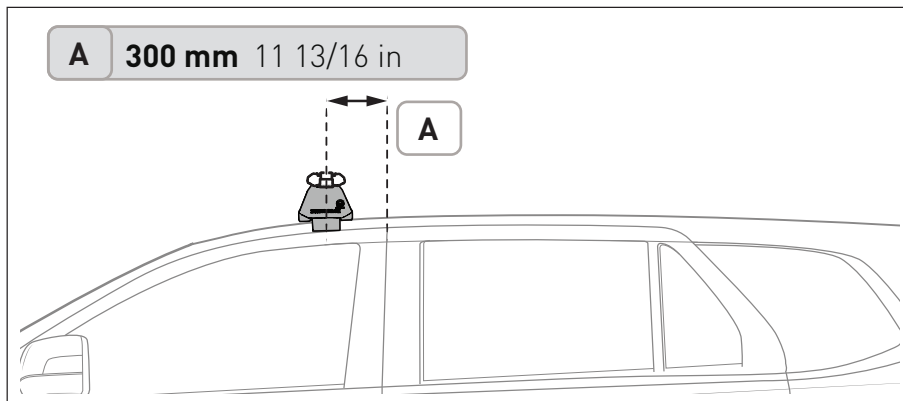
PAD AND CLAMP DETAILS

**CLAMP ID:**
SUB0153**PLATE ID:**
M311**PAD ID:**
M368**CLAMP ID:**
SUB0153**PLATE ID:**
M311**PAD ID:**
M368

MEASUREMENT STRIPS



VEHICLE POSITIONING



NOTES FOR DEALERS / FITTERS

It is your responsibility to ensure these fitting instructions are given to the end user or client.

Document No: R4214
Issue No: 1
Issue Date: 23-Dec-24